

FORM NO. MGT-9
EXTRACT OF ANNUAL RETURN
as on financial year ended on 31.03.2019

[Pursuant to Section 92(3) of the Companies Act, 2013 and rule 12(1) of the Companies (Management & Administration)

I. REGISTRATION & OTHER DETAILS:

i	CIN	L15140MH1986PLC038536
ii	Registration Date	January 6, 1986
iii	Name of the Company	Ruchi Soya Industries Limited
iv	Category/Sub-category of the Company	Company Limited by Shares
v	Address of the Registered office & contact details	Ruchi House, Royal Palms, Survey No. 169, Aarey Milk Colony, Near Mayur Nagar, Goregaon (East), Mumbai – 400065, Maharashtra, Tel: +91 22 6190100/200 email: ruchisoyasecretarial@ruchisoya.com
vi	Whether listed company	Yes
vii	Name, Address & Contact details of the Registrar & Transfer Agent, if any.	Sarthak Global Limited 170/10 Flim Colony, R. N.T. Marg, Indore -452001 Phone: +91 731 4279626/2523545 email:- investors@sarthakglobal.com

II. PRINCIPAL BUSINESS ACTIVITIES OF THE COMPANY

All the business activities contributing 10% or more of the total turnover of the Company are as given below:

S. No.	Name & Description of main products/ services	NIC Code of the Product /service	% to total turnover of the company
1	Oils	10402	79.10

III. PARTICULARS OF HOLDING, SUBSIDIARY & ASSOCIATE COMPANIES

S. No.	Name & Address of the Company	CIN/GLN	Holding/ Subsidiary/ Associate	% Of Shares Held	Applicable Section
1	Ruchi Worldwide Limited Ruchi House, Royal Palms, Survey No. 169, Aarey Milk Colony, Mayur Nagar, Goregaon (East), Mumbai - 400 065, Maharashtra	U15499MH1996PLC100016	Subsidiary	52.48	2(87)
2	Mrig Trading Private Limited 408, Tulsiani Chambers, Nariman Point, Mumbai - 400 021, Maharashtra	U51909MH2003PTC138972	Subsidiary	100	2(87)
3	Ruchi J-Oil Private Limited Akodiya Road, Sujalpur - 465 333, Madhya Pradesh	U15141MP2013PTC030932	Subsidiary	51	2(87)
4	Ruchi Ethiopia Holdings Limited 409, City Tower-1, Sheikh Zayad Road, P.O. Box 118767, Dubai, U.A.E.	Not Applicable	Subsidiary	100	2(87)
5	Ruchi Industries Pte. Limited 22 North Canal Road, #01-00, Singapore - 048834	Not Applicable	Subsidiary	100	2(87)
6	RSIL Holdings Private Limited 616, Tulsiani Chambers, Nariman Point, Mumbai - 400 021, Maharashtra	U67190MH2014PTC254659	Subsidiary	100	2(87)
7	Ruchi Agri PLC Village Ubala, Gog Woreda, Pugnido, Gambella Regional State, Ethiopia	Not Applicable	Step-down Subsidiary	100	2(87)
8	Ruchi Agri Plantation (Cambodia) Pte. Limited #216D, St. 63, Boeung Keng Kang 1, ChaMkarmon, Phnom Penh City, Cambodia	Not Applicable	Step-down Subsidiary	100	2(87)
9	Palmolen Industries Pte. Limited #216D, St. 63, Boeung Keng Kang 1, ChaMkarmon, Phnom Penh City, Cambodia	Not Applicable	Step-down Subsidiary	100	2(87)
10	Ruchi Agri Trading Pte. Limited 22 North Canal Road, # 01-00, Singapore-048834	Not Applicable	Step-down Subsidiary	100	2(87)
11	Ruchi Agri SARLU Lot IIG 82 Bis Ambatolampy Ambohimanarina, 101 Antananarivo, Analamunga Region, Madagascar	Not Applicable	Step-down Subsidiary	100	2(87)
12	Ruchi Middle East DMCC Unit No. 30-01-1518, Jewellery & Gemplex 3, Plot No: DMCC-PH2-J&G Plexx, Jewellery & Gemplex, Dubai, U.A.E.	Not Applicable	Step-down Subsidiary	100	2(87)




13	GHI Energy Private Limited No. 40-41, East Mada Church Street, Royapuram, Chennai - 600 013,	U40109TN2010PTC 076296	Associate	49	2(6)
----	--	---------------------------	-----------	----	------

IV. SHAREHOLDING PATTERN (Equity Share Capital Breakup as percentage to total Equity)
(I) Category-wise Shareholding

Category of Shareholders	No. of Shares held at the beginning of the year				No. of Shares held at the end of the year				% change during the year
	Demat	Physical	Total	% of Total Shares	Demat	Physical	Total	% of Total Shares	
A. Promoters									
(1) Indian									
a) Individual/HUF	89632572	0	89632572	26.83	22680591	0	22680591	6.79	20.04
b) Central Govt.	0	0	0	0.00	0	0	0	0.00	0.00
c) State Govt.	0	0	0	0.00	0	0	0	0.00	0.00
c) Bodies Corporate	101737120	0	101737120	30.45	71071839	0	71071839	21.27	9.18
d) Banks/FI	0	0	0	0.00	0	0	0	0.00	0.00
e) Any other	0	0	0	0.00	0	0	0	0.00	0.00
Sub-total (A)(1)	191369692		191369692	57.28	93752430		93752430	28.06	29.22
(2) Foreign									
a) NRI- Individuals	0	0	0	0	70000	0	70000	0.02	-0.02
b) Other- Individuals	0	0	0	0	0	0	0	0	0.00
c) Bodies Corporate	0	0	0	0	0	0	0	0	0.00
d) Banks/FI	0	0	0	0	0	0	0	0	0.00
e) Any other	0	0	0	0	0	0	0	0	0.00
Sub-total (A)(2)	0	0	0	0	70000		70000	0.02	-0.02
Total Shareholding of Promoters (A)= (A)(1)+(A) (2)	191369692	0	191369692	57.28	93822430	0	93822430	28.08	29.20
B. Public Shareholding									
(1) Institutions									
a) Mutual Funds	0	25500	25,500	0.01	0	23000	23,000	0.01	0.00
b) Banks/FI	659083	9625	668708	0.20	251757	8250	260007	0.08	0.12
c) Central Govt.	0	0	0	0	0	0	0	0.00	0.00
d) State Govt.	0	0	0	0	0	0	0	0.00	0.00
e) Venture Capital Funds	0	0	0	0	0	0	0	0.00	0.00
f) Insurance Companies	0	0	0	0	0	0	0	0.00	0.00
g) FIs	0	1500	1500	0.00	0	0	0	0.00	0.00
h) Foreign Venture Capital Funds	0	0	0	0	0	0	0	0.00	0.00
i) Others (specify)	0	0	0	0	0	0	0	0.00	0.00
Sub-total (B)(1)	659,083	36625	695,708	0.21	251,757	31250	283,007	0.09	0.13
(2) Central Govt./State Govt.(s)/President of India									
(a) Central Govt./State Govt.(s)/President of India	568949	0	568,949	0.17	784985	0	784,985	0.23	-0.06
Sub-total (B)(2)	568949	0	568,949	0.17	784985	0	784985	0.23	-0.06
(3) Non Institutions									
a) Bodies corporates									
i) Indian	26247954	274345	26522299	7.94	29335794	269345	29605139	8.86	-0.92
ii) Overseas	38020222	8494030	46514252	13.92	18010335	8494030	26504365	7.93	5.99
b) Individuals									
i) Individual shareholders holding nominal share capital upto Rs. 1 lakh	48813028	2173341	50986369	15.26	130743464	1839103	132582567	39.68	-24.42
ii) Individuals shareholders holding nominal share capital in excess of Rs. 1 lakh	14740274	1505500	16245774	4.86	45670078	1505500	47175578	14.12	-9.26
c) Others									
Clearing Members	1197679	0	1197679	0.36	3342651	0	3342651	1.00	-0.64
Sub-total (B)(3):	129019157	12447216	141466373	42.34	227102322	12107978	239210300	71.60	-29.26
Total Public Shareholding (B)= (B)(1)+(B)(2)+(B)(3)	130,247,189	12,483,841	142,731,030	42.72	228,139,064	12,139,228	240,278,292	71.92	-29.20
C. Shares held by Custodian for GDRs & ADRs	0	0	0	0	0	0	0	0	0.00
Grand Total (A+B+C)	321,616,881	12,483,841	334,100,722	100	321,961,494	12,139,228	334,100,722	100	0.00

(II) Shareholding of Promoters


Shareholder's Name	Shareholding at the beginning of the year			Shareholding at the end of the year			% change in share holding during the year
	No. of Shares	% of total shares of the Company	% of shares pledged/encumbered to total shares	No. of Shares	% of total shares of the Company	% of shares Pledged/encumbered to total shares	
Abha Shakra	3828926	1.15	0.00	0	0.00	0.00	1.15
Dinesh Shakra	2111383	0.63	0.00	2111383	0.63	0.00	0.00
Kailash Shakra	198500	0.06	0.00	198500	0.06	0.00	0.00
Mridula Shakra	992055	0.30	0.00	0	0.00	0.00	0.30
Santosh Shakra (HUF)	651340	0.19	0.00	0	0.00	0.00	0.19



Savitridevi Shahra	0	0.00	0.00	793360	0.24	0.00	-0.24
Umesh Shahra	548860	0.16	0.00	0	0.00	0.00	0.16
Ushadevi Shahra	674850	0.20	0.00	0	0.00	0.00	0.20
Amrita Shahra	2621354	0.78	0.00	0	0.00	0.00	0.78
Ankesh Shahra	3362921	1.01	0.00	0	0.00	0.00	1.01
Sarvesh Shahra	5406872	1.62	0.00	0	0.00	0.00	1.62
Amisha Shahra	3032570	0.91	0.00	0	0.00	0.00	0.91
Bhawana Goel	100000	0.03	0.00	70000	0.02	0.00	0.01
Nitesh Shahra	5987353	1.79	0.00	0	0.00	0.00	1.79
Kailash Shahra HUF	85500	0.03	0.00	0	0.00	0.00	0.03
Vishesh Shahra	115300	0.03	0.00	0	0.00	0.00	0.03
Mamta Khandelwal	6500	0.00	0.00	0	0.00	0.00	0.00
APL International Pvt. Limited	7121805	2.13	0.00	3644271	1.09	0.00	1.04
Arandi Investment Pvt. Limited	8679170	2.60	0.00	2615383	0.78	0.00	1.81
National Steel & Agro Industries Limited	207500	0.06	0.00	207500	0.06	0.00	0.00
Mahakosh Holdings Private Limited	2511906	0.75	0.00	2511906	0.75	0.00	0.00
Ruchi Infrastructure Limited	8259625	2.47	2.39	259625	0.08	0.00	2.39
Umesh Shahra (Trustee of Shashwat Trust)	1248983	0.37	0.00	1248983	0.37	0.00	0.00
Dinesh Shahra (Trustee Ruchi Soya Industries Ltd. Beneficiary Trust)	7629916	2.28	0.00	7629916	2.28	0.00	0.00
Dinesh Shahra (holding on behalf of Ruchi Soya Industries Ltd. Beneficiary Trust)	199	0.00	0.00	199	0.00	0.00	0.00
Dinesh Khandelwal (Trustee of Disha Foundation Trust)	50940350	15.25	14.20	10609410	3.18	1.94	12.07
Mahakosh Papers Pvt. Ltd.	787875	0.24	0.00	0	0.00	0.00	0.24
Ruchi Acroni Ind Limited	2617075	0.78	0.00	0	0.00	0.00	0.78
Shahra Estate Pvt. Ltd.	1012610	0.30	0.00	0	0.00	0.00	0.30
Ruchi Global Ltd.	731330	0.22	0.19	731330	0.22	0.19	0.00
Ruchi Infotech Ltd.	166665	0.05	0.00	166665	0.05	0.00	0.00
Suresh Chandra Santosh Kumar shahra (Trustee of Mahakosh Family Soyumm Marketing Private Limited	88840	0.03	0.00	88840	0.03	0.00	0.00
Shahra Brothers Pvt. Ltd.	2931400	0.88	0.00	0	0.00	0.00	0.88
Spectra Realities Pvt. Ltd.	18400000	5.51	5.42	18400000	5.51	5.42	0.00
Evershine Oleochem Limited	2500000	0.75	0.75	0	0.00	0.00	0.75
Shahra Securities Pvt. Ltd	175000	0.05	0.00	0	0.00	0.00	0.05
Total	191369692	57.28	31.42	93822430	28.08	7.55	29.20

(iii) Change in Promoters' Shareholding


Sl. No.	Name of Promoters	Shareholding at the beginning of the Year		Date wise Increase/Decrease in Promoters Share holding during the year specifying the reasons for increase/decrease (e.g. allotment/ transfer/ bonus/sweat equity etc.)	Cumulative Shareholding during the Year		Shareholding at the end of the Year	
		No. of Shares	% of total Shares of the Company		No. of Shares	% of total Shares of the Company	No. of Shares	% of total Shares of the Company
1	Abha Shahra	3828926	1.15	sale of 3825000 equity shares on 02.05.2018, 2358 equity shares on 04.05.2018 and 1568 equity shares on 15.05.2018	0	0	0	0
2	Mridula Shahra	992055	0	sale of 992055 equity shares on 9th & 10th May, 2018	0	0.00	0	0.00
3	Santosh Shahra (HUF)	651340	0.19	sale of 30000 equity shares on 03.10.2018, 150000 Shares on 08.10.2018, 220000 shares on 09.10.2018 and 251340 shares on 12.10.2018	0	0	0	0
4	Umesh Shahra	548860	0.16	sale of 248860 equity shares on 03.01.2019 and 300000 shares on 09.01.2019	0	0.00	0	0.00
5	Usha Devi Shahra	674850	0.20	sale of 20000 equity shares on 03.10.2018, 200000 shares on 08.10.2018, 220000 shares on 04.10.2018 and 234850 shares on 12.10.2018	0	0.00	0	0.00
6	Amrita Shahra	2621354	0.78	sale of 1785418 equity shares on 02.05.2018, 714582 shares on 03.05.2018 and 121354 shares on 04.05.2018	0	0.00	0	0.00
7	Ankesh Shahra	3362921	1.01	sale of 3362921 equity shares on 21.05.2018	0	0.00	0	0.00



8	Sarvesh Shahra	5406872	1.62	sale of 5391793 equity shares on 04.05.2018 and 15079 shares on 15.05.2018	0	0.00	0	0.00
9	Amisha Shahra	3032570	0.91	sale of 1892278 equity shares on 03.05.2018 and 1140292 shares on 04.05.2018	0	0.00	0	0.00
10	Bhawna Goel	100000	0.03	sale of 20000 equity shares on 14.03.2019 and 10000 shares on 25.03.2019	70000	0.02	70000	0.02
11	Nitesh Shahra	5987353	1.79	sale of 5987353 equity shares in September, 2018	0	0.00	0	0.00
12	Kailash Shahra (HUF)	85000	0.03	sale of 85000 equity shares on 05.12.2018	0	0.00	0	0.00
13	Vishesh Shahra	115300	0.03	sale of 20000 equity shares on 03.10.2018 and 95300 shares on 04.10.2018	0	0.00	0	0.00
14	Mamta Khandelwal	6500	0.00	sale of 6500 shares	0	0.00	0	0.00
15	APL International Pvt. Ltd	7121805	2.13	sale of 3477534 equity shares	3644271	1.09	3644271	1.09
16	Arandi Investments Pvt. Ltd	8679170	2.60	sale of 6063787 equity shares	2615383	0.78	2615383	0.78
17	Ruchi Infrastructure Limited	8259625	2.47	sale of 8000000 shares	259625	0.08	259625	0.08
18	Dinesh Khandwal (Trustee of Disha Foundation)	50940350	15.25	sale of 40330940 shares	10609410	3.18	10609410	3.18
19	Mahakosh Papers Pvt. Ltd	787875	0.24	sale of 787875 shares	0	0.00	0	0.00
20	Ruchi Acroni Industries Limited	2617075	0.78	sale of 2617075 shares	0	0.00	0	0.00
21	Shahra Estate Pvt. Ltd	1012610	0.30	sale of 101261 shares	0	0.00	0	0.00
22	Soyumm Marketing Pvt. Ltd	45635159	13.66	sale of 3100000 shares on 13 & 14 March, 2019	42535159	12.73	42535159	12.73
23	Shahra Brothers Pvt. Ltd	2931400	0.88	sale on 2931400 shares	0	0.00	0	0.00
24	Evershine Oleochem Limited	2500000	0.75	sale of 2500000 shares on 13th June, 2018	0	0.00	0	0.00
25	Shahra Securities Pvt. Ltd	175000	0.05	sale of 175000 shares on 10.05.2018	0	0.00	0	0.00
26	Savitri devi Shahra	0	0.00	purchase of 793360 equity shares	793360	0.24	793360	0.24

(iv) Shareholding Pattern of Top Ten Shareholders (Other than Directors, Promoters and Holders of GDRs and ADRs)

Sl. No.	Name of Top Ten Shareholders	Shareholding at the beginning of the year as on 01.04.2018		Cumulative Shareholding at the end of the year as on 31.03.2019	
		No. of Shares	% of total Shares of the Company	No. of Shares	% of total Shares of the Company
1	Swait Plantation Pte Ltd.	19607913	5.87	10256623	3.07%
2	Elara India Opportunities Fund Limited**	12494602	3.74	1344799	0.40%
3	Merdale Investment Co. Ltd.	4249645	1.27	4249645	1.27%
4	Clemfield Industries Ltd.	4001080	1.20	4001080	1.20%
5	Ganpati Multi commodity Business India Private Limited**	90000	0.03	0	0.00%
6	Afro Asia Ind Ltd.	2161000	0.65	2161000	0.65%
7	Dimensional Emerging Markets value fund **	456150	0.14	456150	0.14%
8	Adroit Fin Ser Pvt. Ltd	4471182	1.34	3116117	0.93%
9	Iron Global Limited	1880000	0.56	1880000	0.56%



10	Maan Cement Pvt. Ltd	1823330	0.55	1823330	0.55%
11	East Asiatic Corporation	1596000	0.47	1596000	0.48%
12	Mithlesh aggrawal*	0	0.00%	2844171	0.85%
13	JM Financial Services Limited*	0	0.00%	2163685	0.65%
12	Anjula Thomas**	1395500	0.42	1395500	0.42%

The shares of the Company are traded on a daily basis and hence the datewise increase/decrease in shareholding is not indicated.

*Not in the list of Top 10 Shareholders as on 01.04.2018. The same has been relected above since the Shareholder was on the Top 10 Shareholders as on 31.03.2019.

** Ceased to be in the list of Top 10 Shareholders as on 31.03.2019. The same is reflected above since the Shareholder was one of the Top 10 shareholders as on 01.04.2018.

(v) Shareholding of Directors and Key Managerial Personnel

Sl. No.	Name of Top Ten Shareholders	Shareholding at the beginning of the year as on 01.04.2018		Cumulative Shareholding at the end of the year as on 31.03.2019	
		No. of Shares	% of total Shares of the Company	No. of Shares	% of total Shares of the Company
1	Dinesh Chandra Shakra	2111383	0.63	2111383	0.63
2	Vijay Kumar Jain	141	0.00	141	0.00
3	Anil Singhal	135	0	135	0

None of the other Directors/ Key Managerial Personnel hold any shares in the Company. There is no change in the shareholding of Directors and Key Managerial Personnel of the Company during the year.

V. INDEBTEDNESS

Indebtedness of the Company including interest outstanding/accrued but not due for payment

(Rs. in lacs)

Particulars	Secured Loans excluding deposits	Unsecured Loans	Deposits	Total Indebtedness
Indebtness at the beginning of the financial year				
i) Principal Amount	716,641.80	-	-	716,641.80
ii) Interest accrued	76,684.29	-	-	76,684.29
Total (i+ii+iii)	793,326.09	-	-	793,326.09
Change in Indebtedness during the financial year				
Addition	68,797.60	-	-	68,797.60
Reduction	-	-	-	-
Net Change	68,797.60	-	-	68,797.60
Indebtedness at the end of the financial year				
i) Principal Amount	785,439.40	-	-	785,439.40
ii) Interest due but not paid	76,684.29	-	-	76,684.29
Total (i+ii+iii)	862,123.69	-	-	862,123.69

VI. REMUNERATION OF DIRECTORS AND KEY MANAGERIAL PERSONNEL

A. Remuneration to Managing Director, Whole time director and/or Manager

(Rs. in lacs)

S. No	Particulars of Remuneration	Name of the MD/WTD/Manager		Total Amount
			Mr. V.K. Jain	
1	Gross salary (a) Salary as per provisions contained in section 17(1) of the Income Tax Act, 1961 (b) Value of perquisites u/s 17(2) of the Income tax Act, 1961 (c) Profits in lieu of salary under section 17(3) of the Income Tax Act, 1961	-	58.04	58.04
2	Stock option	-	-	-
3	Sweat Equity	-	-	-
4	Commission as % of profit others (specify)	-	-	-
5	Others, please specify	-	-	-
	Total (A)	-	58.04	58.04

B. Remuneration to other Directors

(Rs. in lacs)

S. No	Particulars of Remuneration	Name of the Directors				Total Amount
1	Independent Directors Fee for attending board committee meetings Commission	-	-	-	-	-

	Others, please specify	-	-	-	-	-
	Total (1)	-	-	-	-	-
2	Other Non-Executive Directors					
	Fee for attending board committee meetings	-	-	-	-	-
	Commission	-	-	-	-	-
	Others, please specify	-	-	-	-	-
	Total (2)	-	-	-	-	-
	Total (B)=(1+2)					
	Total Managerial Remuneration					
	Overall Ceiling as per the Act					

C. Remuneration to Key Managerial Personnel other than Managing Director/Manager/Whole-time Director

(Rs. in lacs)

S. No.	Particulars of Remuneration	Key Managerial Personnel			Total
		CEO	Company Secretary	CFO	
1	Gross Salary (a) Salary as per provisions contained in section 17(1) of the Income Tax Act, 1961 (b) Value of perquisites u/s 17(2) of the Income Tax Act, 1961 (c) Profits in lieu of salary under section 17(3) of the Income Tax Act, 1961	-	70.18	92.01	162.19
2	Stock Option	-	-	-	-
3	Sweat Equity	-	-	-	-
4	Commission as % of profit others, specify	-	-	-	-
5	Others, please specify	-	-	-	-
	Total	-	70.18	92.01	162.19

VII. PENALTIES/PUNISHMENT/COMPOUNDING OF OFFENCES:

Type	Section of the Companies Act	Brief Description	Details of Penalty /Punishment/ Compounding fees Imposed	Authority (RD/ NCLT/Court)	Appeal made if any (give details)
A. COMPANY					
Penalty					
Punishment					
Compounding					
B. DIRECTORS					
Penalty					
Punishment					
Compounding					
C. OTHER OFFICERS IN DEFAULT					
Penalty					
Punishment					
Compounding					

NIL